

PAVERS | CAMPTON® PAVER

CAMPTON®

The modular 6" wide Campton plank paver combines the beauty of a travertine finish with the durability, and easy install, of a concrete paver. Color banding and different laying pattern options can add a dramatic element to any project.



Wood Finish



Travertine Finish

Unit Dimensions:

2³/₈" h x 6" w x 18" d (60mm x 152mm x 457mm)

Weight.: 20 lbs (9 kg)

Units/sq.ft.: 1.33

FEATURES & BENEFITS

Perfect for:

- Patios
- Walkways
- Edging
- Pool decks

Versatility & Performance:

- Multiple laying patterns, and banding options allow for design creativity.
- Concrete pavers never rot, warp, splinter or peel over time.

Contemporary Appeal:

- Linear laying patterns are a compelling complement to contemporary design trends.
- Brings the beauty and warmth of travertine, or wood, to any outdoor space.

Note: Unit color, dimensions, weight & availability varies by manufacturer.

PAVERS | CAMPTON® PAVER

CAMPTON®

INSTALLATION



1. Prepare the Site



2. Lay Stones & Edge Restraint



3. Sand & Finish

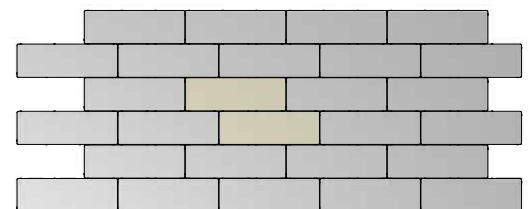
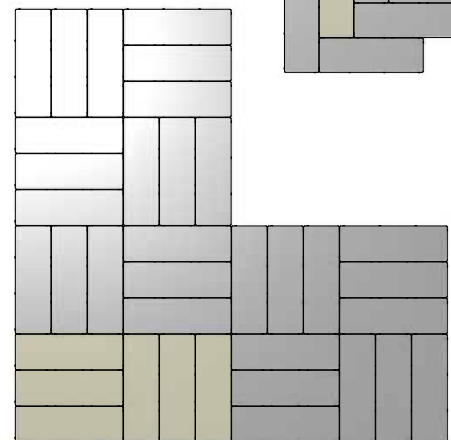
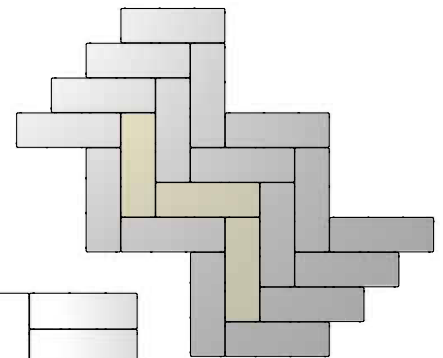
Excavate the installation area to approximately 6 in. (152mm) larger on all sides than the actual finished size. Install paver base to a compacted finished thickness of 4 in. (102) for patios and walkways. Lay a 1 in. (25mm) outside diameter pipe on base. Spread 1 in. (25mm) of sand over compacted base. Level the sand by dragging a 2 in. x 4 in. (51mm x 102mm) board over pipe.

Lay paving stones in the desired pattern. If the desired pattern requires cutting, the paving stones can be cut with a wet saw.

Install paver restraint edging and spikes around the project, according to the manufacturer's instruction.

Spread polymeric sand on the installation and sweep into joints, according to manufacturer's instructions. Sweep off any loose sand from project surface.

LAYING PATTERNS



ESTIMATING

Use this chart to estimate the number of units you will need.

	Project Square Feet (length x width)						
	50' (15.2m)	100' (30.5m)	150' (45.7m)	200' (61.0m)	250' (76.2m)	300' (91.4m)	350' (107m)
Units	67	133	200	266	333	390	466



Keystone Retaining Wall Systems LLC • A Contech Company
4444 West 78th Street • Minneapolis, MN 55435
(952) 897-1040 • www.keystonewalls.com

©2017 Keystone Retaining Wall Systems LLC

